

What are they?


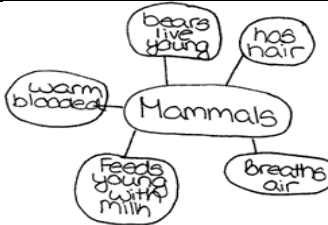
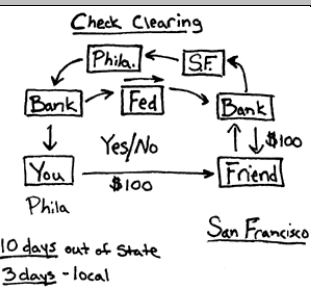
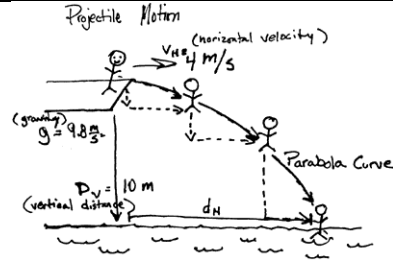
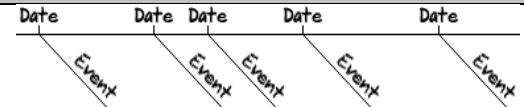
Graphic organizers are a way to show characteristics of concepts, relationships among ideas, chronology of events, and how things work in a single visual representation.

What are they good for?

- **For studying for tests:** it is easier to remember a timeline, picture, or chart than lots of pages of writing
- **For developing critical and creative thinking skills:** it takes more brain power to figure out how to create a chain or web of information than to just read (and re-read) your notes and texts
- **For organizing information:** graphic organizers are visual depictions of highlighted connections between existing knowledge and new knowledge
- **For using better memorizing techniques:** it is easier to remember things when they are 'chunked' together in larger groups, instead of learning lots of separate pieces of information

What are the benefits of using them?

- ✓ Understand the concept of part to whole
- ✓ Record relationships
- ✓ Clarify and organize ideas
- ✓ Improve memory
- ✓ Comprehend texts
- ✓ Recognize and assimilate different points of view

Tree	For Hierarchies																												
	<ul style="list-style-type: none"> • show classifications • show analysis • show how things are structured • show attributes (characteristics) • show examples 																												
Web	For Concepts																												
	<ul style="list-style-type: none"> • for definitions • for attributes • for examples 																												
Chart	For Similar Concepts																												
<table border="1" data-bbox="235 871 755 1108"> <thead> <tr> <th>Letter</th> <th>Cause</th> <th>14 pts.</th> <th>Versailles</th> </tr> </thead> <tbody> <tr> <td>F</td> <td>Freedom of Seas</td> <td>Freedom of Seas</td> <td>Nothing</td> </tr> <tr> <td>A</td> <td>Alliance</td> <td>No Secret Treaties</td> <td>Nothing</td> </tr> <tr> <td>M</td> <td>Militarism</td> <td>Reduce Levels</td> <td>Allies ↑ Destroy German Military</td> </tr> <tr> <td>I</td> <td>Imperialism</td> <td>Ajust colonies</td> <td>Nothing (divided German colonies) Alsace Lorraine goes France</td> </tr> <tr> <td>N</td> <td>Nationalism</td> <td>New Countries</td> <td>Agree</td> </tr> <tr> <td>E</td> <td>Economics</td> <td>Free Trade</td> <td>\$33 Billion</td> </tr> </tbody> </table>	Letter	Cause	14 pts.	Versailles	F	Freedom of Seas	Freedom of Seas	Nothing	A	Alliance	No Secret Treaties	Nothing	M	Militarism	Reduce Levels	Allies ↑ Destroy German Military	I	Imperialism	Ajust colonies	Nothing (divided German colonies) Alsace Lorraine goes France	N	Nationalism	New Countries	Agree	E	Economics	Free Trade	\$33 Billion	<ul style="list-style-type: none"> • compare • contrast • show attributes
Letter	Cause	14 pts.	Versailles																										
F	Freedom of Seas	Freedom of Seas	Nothing																										
A	Alliance	No Secret Treaties	Nothing																										
M	Militarism	Reduce Levels	Allies ↑ Destroy German Military																										
I	Imperialism	Ajust colonies	Nothing (divided German colonies) Alsace Lorraine goes France																										
N	Nationalism	New Countries	Agree																										
E	Economics	Free Trade	\$33 Billion																										
Chain	For Changes Over Time																												
	<ul style="list-style-type: none"> • show process • show sequence • show cause and effect • show chronology (time frame) 																												
Sketch	For Visualizing a Description																												
	<ul style="list-style-type: none"> • show physical structures • show descriptions • show space relations • show concrete objects • show visual images 																												
Time Line	For Chronology																												
	<ul style="list-style-type: none"> • show sequence • show concurrent events 																												